



2015-2016



SUMMARY OF ASSESSMENT AND TAX ROLL - LINN COUNTY, OREGON

VALUATION for Tax Year beginning July 1, 2015

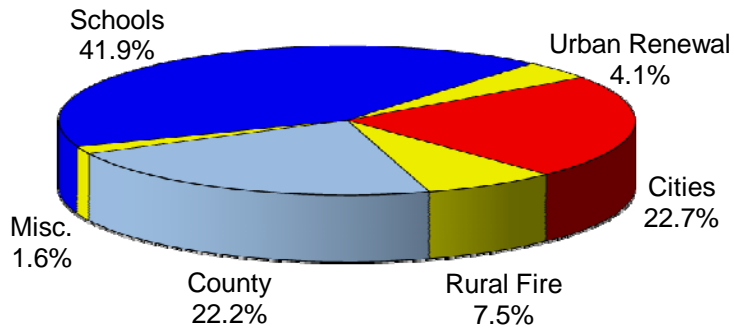
	Real Market Value	Assessed Value	Service Exemption	Taxable Value
Real Property	11,225,553,582	8,214,875,380	29,435,824	8,185,439,556
Manufactured Structures	119,720,180	112,203,830	1,948,821	110,255,009
Personal Property	275,483,960	275,483,960		275,483,960
Public Utilities	497,420,452	446,542,436		446,542,436
Total	12,118,178,174	9,049,105,606	31,384,645	9,017,720,961

Real Market Value (RMV) is an estimate of selling prices.

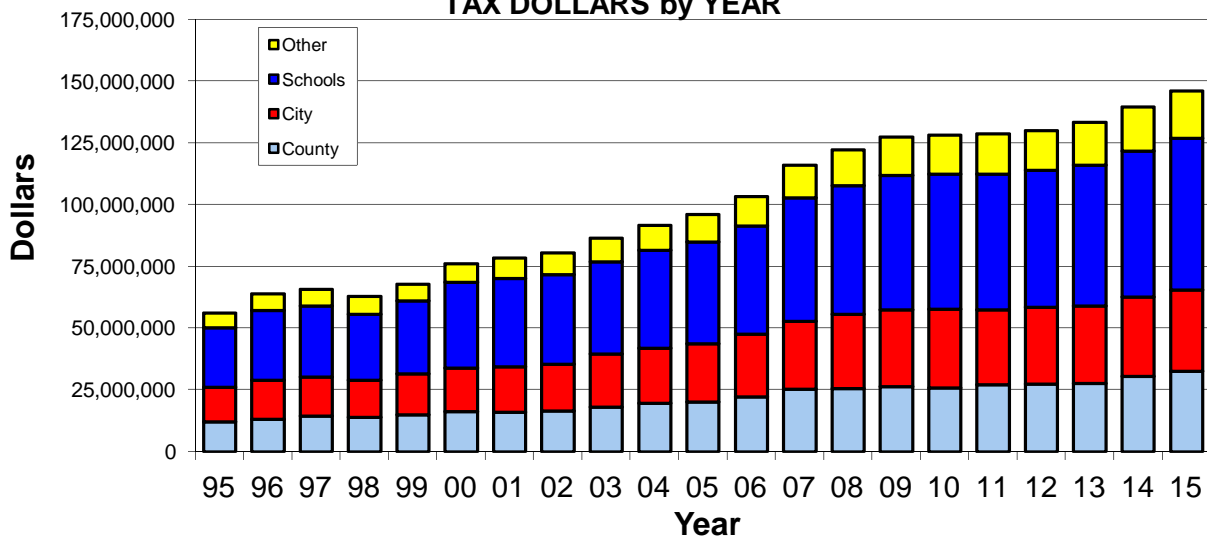
Assessed Value (AV) is the value as calculated under Measure 50.

Taxable Value is Assessed Value less Disabled Veteran's and Active Service Exemptions.

DISTRIBUTION of TAX DOLLARS



TAX DOLLARS by YEAR



ASSESSMENT & TAXES by DISTRICT

	REAL MARKET VALUE	TAXABLE VALUE	LESS URBAN RENEWAL	TOTAL VALUE TO COMPUTE TAX RATES	MAXIMUM TAX RATE	TAXES IMPOSED
COUNTY	12,118,178,174	9,017,720,961	399,443,542	8,618,277,419	4.2936	32,368,861.80
CITIES						
Albany	3,435,409,825	3,010,149,432	166,529,559	2,843,619,873	7.4880	21,460,728.86
Brownsville	119,611,584	95,070,948		95,070,948	9.5987	912,533.07
Gates	4,360,830	3,549,214		3,549,214	0.2824	1,002.29
Halsey	61,794,474	50,869,535		50,869,535	6.7469	343,211.64
Harrisburg	240,901,217	198,724,981	20,198,725	178,526,256	3.1853	632,995.30
Idanha	5,105,817	3,845,214		3,845,214	2.5029	9,624.16
Lebanon	1,263,292,835	1,058,790,662	208,966,418	849,824,244	5.4713	5,705,729.82
Lyons	89,548,791	77,718,357		77,718,357	2.7647	147,089.82
Mill City	80,502,290	68,767,415		68,767,415	4.1578	285,920.41
Millersburg	431,554,880	383,801,725		383,801,725	1.7000	652,463.25
Scio	48,443,063	42,999,162		42,999,162	4.9057	210,941.01
Sodaville	17,408,576	15,298,752		15,298,752	0.4552	6,964.00
Sweet Home	511,219,980	421,512,619		421,512,619	8.6357	2,721,628.08
Tangent	161,491,506			0	0.0000	0.00
Waterloo	11,729,784			0	0.0000	0.00
TOTAL						33,090,831.71
RURAL FIRE PROTECTION DISTRICTS						
Albany	666,647,172	489,224,644		489,224,644	2.1500	1,051,832.67
Brownsville	409,512,267	239,605,927		239,605,927	2.2464	538,245.50
Corvallis	177,009,136	138,550,359		138,550,359	2.1140	292,895.00
Gates	37,547,583	24,177,374		24,177,374	2.3000	55,607.96
Halsey/Shedd	706,948,744	436,377,022		436,377,022	0.9894	431,750.92
Harrisburg	598,613,600	362,976,033	20,241,125	342,734,908	1.1299	387,258.43
Idanha	6,585,679	4,867,194		4,867,194	1.6592	11,383.40
Jefferson	494,584,399	342,369,125		342,369,125	1.2855	440,115.99
Lebanon	2,499,115,526	1,893,397,011	212,656,383	1,680,740,628	2.4668	4,147,631.91
Lyons	253,698,608	194,509,880		194,509,880	1.7992	349,967.64
Mill City	118,650,017	100,962,910		100,962,910	1.8048	181,777.51
Monroe	7,060	1,826		1,826	0.0000	0.00
Mohawk	110,760	84,740		84,740	1.9126	162.07
Scio	610,076,012	347,602,080		347,602,080	1.2745	680,187.33
Stayton	166,671,644	99,019,552		99,019,552	1.9956	154,628.44
Sw Hm Fire/Am	1,040,680,943	759,232,058		759,232,058	1.8634	1,414,767.94
Sw Hm Am	134,906,063	83,656,149		83,656,149	0.3500	29,279.81
Tangent	431,461,140	289,649,622		289,649,622	2.5739	745,528.63
TOTAL						10,913,021.15
SCHOOL DISTRICTS						
Albany	5,072,347,855	4,173,515,737	166,529,559	4,006,986,178	6.2923	25,130,315.49
Central Linn	1,090,079,954	667,810,907		667,810,907	4.6179	2,968,609.29
Corvallis	187,457,027	142,089,605		142,089,605	7.6865	924,817.80
Eugene	14,722,063	11,389,069		11,389,069	7.8090	73,074.93
Harrisburg	594,857,964	357,343,076	20,241,125	337,101,951	5.8371	1,939,936.28
Jefferson	66,940,861	31,951,855		31,951,855	4.8468	148,703.03
Lebanon	2,721,568,715	2,011,043,509	212,672,858	1,798,370,651	6.9417	12,207,531.09
Marcola	225,860	74,736		74,736	6.7933	501.81
Monroe	7,060	1,826		1,826	0.0000	0.00
N Santiam	391,214,904	273,908,355		273,908,355	5.5066	1,485,905.23
Santiam Can	240,593,154	183,707,973		183,707,973	4.8880	855,800.91
Scio	485,816,712	279,185,361		279,185,361	4.5080	1,237,524.86
Sweet Home	1,252,346,045	885,698,952		885,698,952	6.9628	5,881,666.04
TOTAL						52,854,386.76

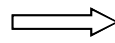
LINN COUNTY TAX SUMMARY

2015-2016

	REAL MARKET VALUE	TAXABLE VALUE	LESS URBAN RENEWAL	TOTAL VALUE TO COMPUTE TAX RATES	MAXIMUM TAX RATE	TAXES IMPOSED
EDUCATIONAL SERVICE DISTRICTS						
Lane	14,947,923	11,463,805		11,463,805	0.2230	2,474.43
Linn Ben Linc	11,645,074,486	8,700,396,946	399,443,542	8,300,953,404	0.3049	2,481,329.26
Willamette	458,155,765	305,860,210		305,860,210	0.2967	88,860.54
TOTAL						2,572,664.23
COMMUNITY COLLEGES and LIBRARIES						
Chemeketa CC	459,231,627	355,805,227		355,805,227	0.9190	318,781.30
Lane CC	609,805,887	368,806,881	20,241,125	348,565,756	0.8198	285,897.24
Linn Benton CC	11,049,140,660	8,293,108,853	379,202,417	7,913,906,436	0.6794	5,307,217.89
Benton Lib	16,031,950	13,196,671		13,196,671	0.3947	5,208.74
Chemeketa Lib	459,231,627	355,805,227		355,805,227	0.0818	29,104.86
TOTAL						5,946,210.03
MISCELLANEOUS DISTRICTS						
4H Extension	12,118,178,174	9,017,720,961	399,443,542	8,618,277,419	0.0700	602,445.06
Dev/Con Wtr	41,381,558	19,048,704		19,048,704	0.1614	3,074.42
Jef Pk Rec	66,944,861	31,955,855		31,955,855	0.2914	9,311.88
Leb Aqua Cntr	2,721,568,715	2,011,043,509	212,672,858	1,798,370,651	0.2400	427,723.82
N Lebanon Wtr	149,716,306	93,377,468		93,377,468	0.1420	13,228.18
Sw Hm Cem	858,791,258	646,748,251		646,748,251	0.2166	140,085.73
S Santiam Wtr	34,476,828	13,986,965		13,986,965	1.0044	14,048.49
TOTAL						1,209,917.58
URBAN RENEWAL DISTRICTS						
Albany	3,435,409,825	3,010,149,432		3,010,149,432	0.6059	2,230,510.98
Harrisburg	240,943,617	198,767,381		198,767,381	1.4530	258,428.88
Lebanon II	1,268,496,306	1,061,510,160		1,061,510,160	2.3270	2,578,787.24
Lebanon III	1,275,828,308	1,069,333,615		1,069,333,615	0.3065	365,652.51
Lebanon IV	1,263,292,835	1,058,790,662		1,058,790,662	0.1732	589,671.03
TOTAL						6,023,050.64

SPECIAL ASSESSMENTS

DELINQUENT SEWER ASSESSMENTS:		Forest Patrol	209,953.19
Albany	46,615.00	Forest Patrol Surcharge	107,160.00
Brownsville	7,099.81	Little Muddy Creek Water Control	6,700.00
Lebanon	87,922.43	Fertile District Imp Co	3,343.67
Millersburg	8,175.75	Grand Prairie Water Control Dist.	16,028.64
Sweet Home	26,547.18	Grand Prairie Water Control Dist. #2	175,899.94
Tangent	1,054.00	Mobile Home Ombudsman Fee	23,495.69
TOTAL	177,414.17	Additional Farmland Tax	4,712.71
		Additional Forestland Tax	10,214.74
		Delinquent Sewer	177,414.17
		TOTAL	734,922.75
		Corrections	298,942.72
		Late Filing Penalties	80,754.18



TOTAL IMPOSED AD VALOREM TAXES AND ASSESSMENTS 146,093,563.55

IMPOSED AD VALOREM TAX BY PROPERTY TYPE

REAL PROPERTY	133,497,545.88
PERSONAL PROPERTY	4,278,469.59
MANUFACTURED STRUCTURES	1,670,629.41
UTILITIES	6,646,918.67
TOTAL	146,093,563.55

LINN COUNTY TAX SUMMARY

2015-2016

CODE 00101 Value \$1,826 LINN CNTY 4.2936 ESD LBL 0.3049 LBCC 0.6794 MONROE SD 0.0000 MONROE RFD 0.0000 4H EXT 0.0700 Total 5.3479	CODE 00707 Value \$42,193,798 LINN CNTY 4.2936 ESD LBL 0.3049 LANE CC 0.8198 HARSBG SD 5.8371 HARSBG RFD 1.1299 LINN SWTR 0.0000 4H EXT 0.0700 Total 12.4553	CODE 00801 ALBANY Value \$2,128,381,678 LINN CNTY 4.2127 ESD LBL 0.2913 LBCC 0.6491 ALBANY SD 6.0106 ALBANY CTY 7.4880 LINN SWTR 0.0000 4H EXT 0.0662 ALBANY UR 0.7612 Total 19.4791	CODE 00807 Value \$185,779,808 LINN CNTY 4.2936 ESD LBL 0.3049 LBCC 0.6794 ALBANY SD 6.2923 MILRSBG CTY 1.7000 JEFFRSN RFD 1.2855 LINN SWTR 0.0000 4H EXT 0.0700 Total 14.6257	CODE 00814 Value \$1,864,442 LINN CNTY 4.2936 ESD LBL 0.3049 LBCC 0.6794 ALBANY SD 6.2923 HLY/SHD RFD 0.9894 LINN SWTR 0.0000 4H EXT 0.0700 Total 12.6296	CODE 00820 Value \$3,600,911 LINN CNTY 4.2936 ESD LBL 0.3049 LBCC 0.6794 ALBANY SD 6.2923 SCIO RFD 1.9568 N LEB WTR 0.1420 LINN SWTR 0.0000 4H EXT 0.0700 Total 13.7390
CODE 00701 HARRISBURG Value \$173,973,051 LINN CNTY 4.1640 ESD LBL 0.2739 LANE CC 0.7568 HARSBG SD 5.2428 HARSBG CTY 3.1853 HARSBG RFD 1.0145 LINN SWTR 0.0000 4H EXT 0.0629 HARSBG UR 1.3006 Total 16.0008	CODE 00708 Value \$24,135,130 LINN CNTY 4.1640 ESD LBL 0.2739 LANE CC 0.7568 HARSBG SD 5.2428 HARSBG CTY 3.1853 HARSBG RFD 1.0145 LINN SWTR 0.0000 4H EXT 0.0629 HARSBG UR 1.3006 Total 16.0008	CODE 00802 Value \$131,921,827 LINN CNTY 4.2936 ESD LBL 0.3049 LBCC 0.6794 ALBANY SD 6.2923 ALBANY RFD 2.1500 LINN SWTR 0.0000 4H EXT 0.0700 Total 13.7902	CODE 00808 Value \$135,755,888 LINN CNTY 4.2936 ESD LBL 0.3049 LBCC 0.6794 ALBANY SD 6.2923 TANGENT RFD 2.5739 LINN SWTR 0.0000 4H EXT 0.0700 Total 14.2141	CODE 00815 Value \$864,694 LINN CNTY 4.2936 ESD LBL 0.3049 LBCC 0.6794 ALBANY SD 6.2923 LEBANON RFD 2.4668 LINN SWTR 0.0000 4H EXT 0.0700 Total 14.1070	CODE 00821 Value \$10,650,224 LINN CNTY 4.2936 ESD LBL 0.3049 LBCC 0.6794 ALBANY SD 6.2923 ALBANY RFD 2.1500 N LEB WTR 0.1420 LINN SWTR 0.0000 4H EXT 0.0700 Total 13.9322
CODE 00702 Value \$83,314,424 LINN CNTY 4.2936 ESD LBL 0.3049 LANE CC 0.8198 HARSBG SD 5.8371 HARSBG RFD 1.1299 LINN SWTR 0.0000 4H EXT 0.0700 Total 12.4553	CODE 00709 Value \$22,676,902 LINN CNTY 4.2936 ESD LBL 0.3049 LANE CC 0.8198 HARSBG SD 5.8371 HARSBG RFD 1.1299 LINN SWTR 0.0000 4H EXT 0.0700 Total 12.4553	CODE 00803 Value \$8,294,082 LINN CNTY 4.2936 ESD LBL 0.3049 LBCC 0.6794 ALBANY SD 6.2923 LINN SWTR 0.0000 4H EXT 0.0700 Total 11.6402	CODE 00809 Value \$108,588,563 LINN CNTY 4.2936 ESD LBL 0.3049 LBCC 0.6794 ALBANY SD 6.2923 JEFFRSN RFD 1.2855 LINN SWTR 0.0000 4H EXT 0.0700 Total 12.9257	CODE 00816 Value \$14,343,157 LINN CNTY 4.2936 ESD LBL 0.3049 LBCC 0.6794 ALBANY SD 6.2923 CORVLS RFD 2.1140 LINN SWTR 0.0000 4H EXT 0.0700 Total 13.7542	CODE 00822 Value \$64,823 LINN CNTY 4.2936 ESD LBL 0.3049 LBCC 0.6794 ALBANY SD 6.2923 N LEB WTR 0.1420 LINN SWTR 0.0000 4H EXT 0.0700 Total 11.7822
CODE 00703 Value \$473,431 LINN CNTY 4.2936 ESD LBL 0.3049 LANE CC 0.8198 HARSBG SD 5.8371 BRNSVL RFD 2.2464 LINN SWTR 0.0000 4H EXT 0.0700 Total 13.5718	CODE 00710 Value \$67,530 LINN CNTY 4.2936 ESD LBL 0.3049 LANE CC 0.8198 HARSBG SD 5.8371 HARSBG RFD 1.1299 LINN SWTR 0.0000 4H EXT 0.0700 Total 12.4553	CODE 00804 Value \$46,364,884 LINN CNTY 4.2936 ESD LBL 0.3049 LBCC 0.6794 ALBANY SD 6.2923 ALBANY RFD 2.1500 LINN SWTR 0.0000 4H EXT 0.0700 Total 13.7902	CODE 00810 Value \$8,758,805 LINN CNTY 4.2936 ESD LBL 0.3049 LBCC 0.6794 ALBANY SD 6.2923 ALBANY SD 6.2923 JEFFRSN RFD 1.2855 DEV/CON WTR 0.1614 LINN SWTR 0.0000 4H EXT 0.0700 Total 13.0871	CODE 00817 Value \$24,193,345 LINN CNTY 4.2936 ESD LBL 0.3049 LBCC 0.6794 ALBANY SD 6.2923 SCIO RFD 1.9568 LINN SWTR 0.0000 4H EXT 0.0700 Total 13.5970	CODE 00823 Value \$3,410,157 LINN CNTY 4.2936 ESD LBL 0.3049 LBCC 0.6794 ALBANY SD 6.2923 LEBANON RFD 2.4668 N LEB WTR 0.1420 LINN SWTR 0.0000 4H EXT 0.0700 Total 14.2490
CODE 00704 Value \$1,881,331 LINN CNTY 4.2936 ESD LBL 0.3049 LANE CC 0.8198 HARSBG SD 5.8371 HLY/SHD RFD 0.9894 LINN SWTR 0.0000 4H EXT 0.0700 Total 12.3148	CODE 00711 Value \$42,400 LINN CNTY 4.1640 ESD LBL 0.2739 LANE CC 0.7568 HARSBG SD 5.2428 HARSBG RFD 1.0145 LINN SWTR 0.0000 4H EXT 0.0629 HARSBG UR 0.9404 Total 12.4553	CODE 00805 MILLERSBURG Value \$192,945,453 LINN CNTY 4.2936 ESD LBL 0.3049 LBCC 0.6794 ALBANY SD 6.2923 MILRSBG CTY 1.7000 ALBANY RFD 2.1500 LINN SWTR 0.0000 4H EXT 0.0700 Total 15.4902	CODE 00811 TANGENT Value \$130,130,048 LINN CNTY 4.2936 ESD LBL 0.3049 LBCC 0.6794 ALBANY SD 6.2923 ALBANY SD 6.2923 TANGENT CTY 0.0000 TANGENT RFD 2.5739 LINN SWTR 0.0000 4H EXT 0.0700 Total 14.2141	CODE 00818 Value \$2,734,366 LINN CNTY 4.2936 ESD LBL 0.3049 LBCC 0.6794 ALBANY SD 6.2923 ALBANY RFD 2.1500 S SANT WTR 1.0044 LINN SWTR 0.0000 4H EXT 0.0700 Total 14.7946	CODE 00824 Value \$6,268,840 LINN CNTY 4.2936 ESD LBL 0.3049 LBCC 0.6794 ALBANY SD 6.2923 ALBANY SD 6.2923 JEFFRSN RFD 1.2855 S SANT WTR 1.0044 LINN SWTR 0.0000 4H EXT 0.0700 Total 13.9301
CODE 00705 Value \$7,325,230 LINN CNTY 4.2936 ESD LBL 0.3049 LANE CC 0.8198 HARSBG SD 5.8371 LINN SWTR 0.0000 4H EXT 0.0700 Total 11.3254	CODE 00712 Value \$616,800 LINN CNTY 4.1640 ESD LBL 0.2739 LANE CC 0.7568 HARSBG SD 5.2428 HARSBG CTY 3.1853 LINN SWTR 0.0000 4H EXT 0.0629 HARSBG UR 1.1852 Total 14.8709	CODE 00806 Value \$4,651,900 LINN CNTY 4.2936 ESD LBL 0.3049 LBCC 0.6794 ALBANY SD 6.2923 MILRSBG CTY 1.7000 LINN SWTR 0.0000 4H EXT 0.0700 Total 13.3402	CODE 00813 Value \$812,100 LINN CNTY 4.2936 ESD LBL 0.3049 LBCC 0.6794 ALBANY SD 6.2923 ALBANY SD 6.2923 TANGENT CTY 0.0000 LINN SWTR 0.0000 4H EXT 0.0700 Total 11.6402	CODE 00819 Value \$382,588 LINN CNTY 4.2936 ESD LBL 0.3049 LBCC 0.6794 ALBANY SD 6.2923 SCIO RFD 1.9568 S SANT WTR 1.0044 LINN SWTR 0.0000 4H EXT 0.0700 Total 14.6014	CODE 00825 Value \$5,583,178 LINN CNTY 4.2936 ESD LBL 0.3049 LBCC 0.6794 ALBANY SD 6.2923 ALBANY SD 6.2923 JEFFRSN RFD 1.2855 LINN SWTR 0.0000 4H EXT 0.0700 Total 12.9257
CODE 00706 Value \$643,049 LINN CNTY 4.2936 ESD LBL 0.3049 LANE CC 0.8198 HARSBG SD 5.8371 LINN SWTR 0.0000 4H EXT 0.0700 Total 11.3254					

Tax rates are shown in dollars per thousand of taxable value. Rates are before Measure 5 compression.

LINN COUNTY TAX SUMMARY

2015-2016

CODE 00826 Value \$91,717,060 LINN CNTY 4.2936 ESD LBL 0.3049 LBCC 0.6794 ALBANY SD 6.2923 ALBANY RFD 2.1500 LINN S/WTR 0.0000 4H EXT 0.0700 Total 13.7902	CODE 00834 Value \$26,063,144 LINN CNTY 4.2936 ESD LBL 0.3049 LBCC 0.6794 ALBANY SD 6.2923 HLY/SHD RFD 0.9894 OAKVL CNTR 0.0000 LINN S/WTR 0.0000 4H EXT 0.0700 Total 12.6296	CODE 00847 Value \$492,990 LINN CNTY 4.2127 ESD LBL 0.2913 LBCC 0.6491 ALBANY SD 6.0106 ALBANY CTY 7.4880 LINN S/WTR 0.0000 4H EXT 0.0662 ALBANY UR 0.7612 Total 19.4791	CODE 00905 LEBANON Value \$652,965,574 LINN CNTY 4.0351 ESD LBL 0.2440 LBCC 0.5437 LEBANON SD 5.5517 LEBANON CTY 5.4713 LEBANON RFD 2.0102 LINN S/WTR 0.0000 LEB AQUA CNTR 0.1921 4H EXT 0.0561 LEBANON UR 3.4017 Total 21.5059	CODE 00916 Value \$13,805,460 LINN CNTY 4.0351 ESD LBL 0.2440 LBCC 0.5437 LEBANON SD 5.5517 LEBANON CTY 5.4713 LEBANON RFD 2.0102 N LEB WTR 0.1420 LINN S/WTR 0.0000 LEB AQUA CNTR 0.1921 4H EXT 0.0561 LEBANON UR 3.4017 Total 21.6479	CODE 00921 Value \$3,193,606 LINN CNTY 4.0351 ESD LBL 0.2440 LBCC 0.5437 LEBANON SD 5.5517 LEBANON CTY 5.4713 LEBANON RFD 2.0102 LEB AQUA CNTR 0.1921 4H EXT 0.0561 LEBANON UR 3.4017 Total 21.5059
CODE 00827 Value \$236,962,014 LINN CNTY 4.2127 ESD LBL 0.2913 LBCC 0.6491 ALBANY SD 6.0106 ALBANY CTY 7.4880 LINN S/WTR 0.0000 4H EXT 0.0662 ALBANY UR 0.7612 Total 19.4791	CODE 00835 Value \$6,027,060 LINN CNTY 4.2936 ESD LBL 0.3049 LBCC 0.6794 ALBANY SD 6.2923 CORVLS RFD 2.1140 OAKVL CNTR 0.0000 LINN S/WTR 0.0000 4H EXT 0.0700 Total 13.7542	CODE 00848 Value \$156,370 LINN CNTY 4.2127 ESD LBL 0.2913 LBCC 0.6491 ALBANY SD 6.0106 ALBANY CTY 7.4880 LINN S/WTR 0.0000 4H EXT 0.0662 ALBANY UR 0.7612 Total 19.4791	CODE 00907 Value \$3,153,554 LINN CNTY 4.2936 ESD LBL 0.3049 LBCC 0.6794 LEBANON SD 6.9417 LEBANON RFD 2.4668 N LEB WTR 0.1420 LINN S/WTR 0.0000 LEB AQUA CNTR 0.2400 4H EXT 0.0700 Total 15.1384	CODE 00917 Value \$28,505,128 LINN CNTY 4.0351 ESD LBL 0.2440 LBCC 0.5437 LEBANON SD 5.5517 LEBANON CTY 5.4713 LEBANON RFD 2.0102 LINN S/WTR 0.0000 LEB AQUA CNTR 0.1921 4H EXT 0.0561 LEBANON UR 3.4017 Total 21.5059	CODE 00922 Value \$275,980 LINN CNTY 4.0351 ESD LBL 0.2440 LBCC 0.5437 LEBANON SD 5.5517 LEBANON CTY 5.4713 LEBANON RFD 2.0102 LEB AQUA CNTR 0.1921 4H EXT 0.0561 LEBANON UR 3.4017 Total 21.6479
CODE 00828 Value \$2,254,599 LINN CNTY 4.2936 ESD LBL 0.3049 LBCC 0.6794 ALBANY SD 6.2923 TANGENT RFD 2.5739 LINN S/WTR 0.0000 4H EXT 0.0700 Total 14.2141	CODE 00836 Value \$262,400 LINN CNTY 4.2936 ESD LBL 0.3049 LBCC 0.6794 ALBANY SD 6.2923 OAKVL CNTR 0.0000 LINN S/WTR 0.0000 4H EXT 0.0700 Total 11.6402	CODE 00901 Value \$37,110 LINN CNTY 4.2936 ESD LBL 0.3049 LBCC 0.6794 LEBANON SD 6.9417 SODAVLE CTY 0.4552 LINN S/WTR 0.0000 LEB AQUA CNTR 0.2400 4H EXT 0.0700 Total 12.9848	CODE 00908 Value \$20,513,776 LINN CNTY 4.2936 ESD LBL 0.3049 LBCC 0.6794 LEBANON SD 6.9417 SCIO RFD 1.9568 LINN S/WTR 0.0000 LEB AQUA CNTR 0.2400 4H EXT 0.0700 Total 14.4864	CODE 00918 Value \$30,063,377 LINN CNTY 4.2936 ESD LBL 0.3049 LBCC 0.6794 LEBANON SD 6.9417 LEBANON RFD 2.4668 LEB AQUA CNTR 0.2400 4H EXT 0.0700 LEBANON UR 3.4017 Total 14.9964	CODE 00923 Value \$193,000 LINN CNTY 4.0351 ESD LBL 0.2440 LBCC 0.5437 LEBANON SD 5.5517 LEBANON CTY 5.4713 LINN S/WTR 0.0000 LEB AQUA CNTR 0.1921 4H EXT 0.0561 LEBANON UR 2.9451 Total 19.0391
CODE 00829 Value \$7,658,297 LINN CNTY 4.2936 ESD LBL 0.3049 LBCC 0.6794 ALBANY SD 6.2923 TANGENT RFD 2.5739 LINN S/WTR 0.0000 4H EXT 0.0700 Total 14.2141	CODE 00840 Value \$54,000 LINN CNTY 4.2936 ESD LBL 0.3049 LBCC 0.6794 ALBANY SD 6.2923 MILRSBG CTY 1.7000 ALBANY RFD 2.1500 LINN S/WTR 0.0000 4H EXT 0.0700 Total 15.4902	CODE 00902 Value \$533,511,176 LINN CNTY 4.2936 ESD LBL 0.3049 LBCC 0.6794 LEBANON SD 6.9417 LEBANON RFD 2.4668 LINN S/WTR 0.0000 LEB AQUA CNTR 0.2400 4H EXT 0.0700 Total 14.9964	CODE 00909 Value \$844,941 LINN CNTY 4.2936 ESD LBL 0.3049 LBCC 0.6794 LEBANON SD 6.9417 LINN S/WTR 0.0000 LEB AQUA CNTR 0.2400 4H EXT 0.0700 Total 12.5296	CODE 00919 Value \$305,662 LINN CNTY 4.2936 ESD LBL 0.3049 LBCC 0.6794 LEBANON SD 6.9417 LEB AQUA CNTR 0.2400 4H EXT 0.0700 Total 12.5296	CODE 00924 Value \$12,000 LINN CNTY 4.0351 ESD LBL 0.2440 LBCC 0.5437 LEBANON SD 5.5517 LEBANON CTY 5.4713 LEB AQUA CNTR 0.1921 4H EXT 0.0561 LEBANON UR 2.9451 Total 19.0391
CODE 00830 Value \$235,006,772 LINN CNTY 4.2127 ESD LBL 0.2913 LBCC 0.6491 ALBANY SD 6.0106 ALBANY CTY 7.4880 LINN S/WTR 0.0000 4H EXT 0.0662 ALBANY UR 0.7612 Total 19.4791	CODE 00842 Value \$4,000 LINN CNTY 4.2936 ESD LBL 0.3049 LBCC 0.6794 ALBANY SD 6.2923 MILRSBG CTY 1.7000 JEFFRSN RFD 1.2855 JEFFRSN PARK 0.2914 LINN S/WTR 0.0000 4H EXT 0.0700 Total 14.9171	CODE 00903 Value \$23,125,404 LINN CNTY 4.2936 ESD LBL 0.3049 LBCC 0.6794 LEBANON SD 6.9417 LINN S/WTR 0.0000 LEB AQUA CNTR 0.2400 4H EXT 0.0700 Total 12.5296	CODE 00914 Value \$16,383,663 LINN CNTY 4.2936 ESD LBL 0.3049 LBCC 0.6794 LEBANON SD 6.9417 LEBANON RFD 2.4668 LINN S/WTR 0.0000 LEB AQUA CNTR 0.2400 4H EXT 0.0700 Total 14.9964	CODE 00920 Value \$411,461 LINN CNTY 4.2936 ESD LBL 0.3049 LBCC 0.6794 LEBANON SD 6.9417 LEBANON RFD 2.4668 N LEB WTR 0.1420 LEB AQUA CNTR 0.2400 4H EXT 0.0700 Total 15.1384	CODE 00925 Value \$65,173,730 LINN CNTY 4.0351 ESD LBL 0.2440 LBCC 0.5437 LEBANON SD 5.5517 LEBANON CTY 5.4713 LEBANON RFD 2.0102 LINN S/WTR 0.0000 LEB AQUA CNTR 0.1921 4H EXT 0.0561 LEBANON UR 3.4017 Total 21.5059
CODE 00833 Value \$1,361,662 LINN CNTY 4.2936 ESD LBL 0.3049 LBCC 0.6794 ALBANY SD 6.2923 TANGENT RFD 2.5739 OAKVL CNTR 0.0000 LINN S/WTR 0.0000 4H EXT 0.0700 Total 14.2141	CODE 00846 Value \$409,149,608 LINN CNTY 4.2127 ESD LBL 0.2913 LBCC 0.6491 ALBANY SD 6.0106 ALBANY CTY 7.4880 LINN S/WTR 0.0000 4H EXT 0.0662 ALBANY UR 0.7612 Total 19.4791	SODAVILLE Value \$15,261,642 LINN CNTY 4.2936 ESD LBL 0.3049 LBCC 0.6794 LEBANON SD 6.9417 SODAVLE CTY 0.4552 LEBANON RFD 2.4668 LINN S/WTR 0.0000 LEB AQUA CNTR 0.2400 4H EXT 0.0700 Total 15.4516			

Tax rates are shown in dollars per thousand of taxable value. Rates are before Measure 5 compression.

LINN COUNTY TAX SUMMARY

2015-2016

CODE 00926 Value \$1,000 LINN CNTY 4.0351 ESD LBL 0.2440 LBCC 0.5437 LEBANON SD 5.5517 LEBANON CTY 5.4713 LINN S/WTR 0.0000 LEB AQUA CNTR 0.1921 4H EXT 0.0561 LEBANON UR 2.9451 Total 19.0391	CODE 00933 Value \$29,686,114 LINN CNTY 4.2936 ESD LBL 0.3049 LBCC 0.6794 LEBANON SD 6.9417 LEBANON RFD 2.4668 LINN S/WTR 0.0000 LEB AQUA CNTR 0.2400 4H EXT 0.0700 Total 14.9964	CODE 00940 Value \$102,647,318 LINN CNTY 4.2936 ESD LBL 0.3049 LBCC 0.6794 LEBANON SD 6.9417 LEBANON RFD 2.4668 LEB AQUA CNTR 0.2400 4H EXT 0.0700 Total 14.9964	CODE 00946 Value \$23,772,931 LINN CNTY 4.2936 ESD LBL 0.3049 LBCC 0.6794 LEBANON SD 6.9417 LEBANON RFD 2.4668 LEB AQUA CNTR 0.2400 4H EXT 0.0700 Total 14.9964	CODE 00951 Value \$12,360 LINN CNTY 4.2936 ESD LBL 0.3049 LBCC 0.6794 LEBANON SD 6.9417 LEBANON RFD 2.4668 N LEB WTR 0.1420 LEB AQUA CNTR 0.2400 4H EXT 0.0700 Total 15.1384	CODE 00956 Value \$4,500 LINN CNTY 4.0351 ESD LBL 0.2440 LBCC 0.5437 LEBANON SD 5.5517 LEBANON CTY 5.4713 LINN S/WTR 0.0000 LEB AQUA CNTR 0.1921 4H EXT 0.0561 LEBANON UR 2.9451 Total 19.0391
CODE 00927 Value \$1,265,012 LINN CNTY 4.1062 ESD LBL 0.2601 LBCC 0.5795 LEBANON SD 5.9200 LEBANON RFD 2.1341 LINN S/WTR 0.0000 LEB AQUA CNTR 0.2047 4H EXT 0.0597 LEBANON UR 1.7321 Total 14.9964	CODE 00934 Value \$6,086,172 LINN CNTY 4.2936 ESD LBL 0.3049 LBCC 0.6794 LEBANON SD 6.9417 LEBANON RFD 2.4668 LINN S/WTR 0.0000 LEB AQUA CNTR 0.2400 4H EXT 0.0700 Total 14.9964	CODE 00941 Value \$4,157,160 LINN CNTY 4.2936 ESD LBL 0.3049 LBCC 0.6794 LEBANON SD 6.9417 LEBANON RFD 2.4668 N LEB WTR 0.1420 LEB AQUA CNTR 0.2400 4H EXT 0.0700 Total 15.1384	CODE 00947 Value \$121,978,941 LINN CNTY 4.0351 ESD LBL 0.2440 LBCC 0.5437 LEBANON SD 5.5517 LEBANON CTY 5.4713 LEBANON RFD 2.0102 LINN S/WTR 0.0000 LEB AQUA CNTR 0.1921 4H EXT 0.0561 LEBANON UR 3.4017 Total 21.5059	CODE 00952 Value \$614,850 LINN CNTY 4.0351 ESD LBL 0.2440 LBCC 0.5437 LEBANON SD 5.5517 LEBANON CTY 5.4713 LEBANON RFD 2.0102 N LEB WTR 0.1420 LEB AQUA CNTR 0.1921 4H EXT 0.0561 LEBANON UR 3.4017 Total 21.6479	CODE 00957 WATERLOO Value \$9,781,188 LINN CNTY 4.2936 ESD LBL 0.3049 LBCC 0.6794 LEBANON SD 6.9417 WTRLOO CTY 0.0000 LEBANON RFD 2.4668 LINN S/WTR 0.0000 LEB AQUA CNTR 0.2400 4H EXT 0.0700 Total 14.9964
CODE 00928 Value \$8,000 LINN CNTY 4.1062 ESD LBL 0.2601 LBCC 0.5795 LEBANON SD 5.9200 LINN S/WTR 0.0000 LEB AQUA CNTR 0.2047 4H EXT 0.0597 LEBANON UR 1.3994 Total 12.5296	CODE 00935 Value \$248,846 LINN CNTY 4.2936 ESD LBL 0.3049 LBCC 0.6794 LEBANON SD 6.9417 LEBANON RFD 2.4668 N LEB WTR 0.1420 LINN S/WTR 0.0000 LEB AQUA CNTR 0.2400 4H EXT 0.0700 Total 15.1384	CODE 00942 Value \$7,298,287 LINN CNTY 4.2936 ESD LBL 0.3049 LBCC 0.6794 LEBANON SD 6.9417 LEBANON RFD 2.4668 N LEB WTR 0.1420 4H EXT 0.0700 Total 12.5296	CODE 00948 Value \$49,391,526 LINN CNTY 4.2936 ESD LBL 0.3049 LBCC 0.6794 LEBANON SD 6.9417 LEBANON RFD 2.4668 N LEB WTR 0.1420 LINN S/WTR 0.0000 LEB AQUA CNTR 0.2400 4H EXT 0.0700 Total 15.1384	CODE 00953 Value \$1,418,486 LINN CNTY 4.1062 ESD LBL 0.2601 LBCC 0.5795 LEBANON SD 5.9200 LEBANON RFD 2.1341 LINN S/WTR 0.0000 LEB AQUA CNTR 0.2047 4H EXT 0.0597 LEBANON UR 1.7321 Total 14.9964	CODE 00960 Value \$358,137 LINN CNTY 4.2936 ESD LBL 0.3049 LBCC 0.6794 LEBANON SD 6.9417 LINN S/WTR 0.0000 LEB AQUA CNTR 0.2400 4H EXT 0.0700 Total 12.5296
CODE 00931 Value \$15,118,967 LINN CNTY 4.0351 ESD LBL 0.2440 LBCC 0.5437 LEBANON SD 5.5517 LEBANON CTY 5.4713 LEBANON RFD 2.0102 LINN S/WTR 0.0000 LEB AQUA CNTR 0.1921 4H EXT 0.0561 LEBANON UR 3.4017 Total 21.5059	CODE 00936 Value \$379,580 LINN CNTY 4.2936 ESD LBL 0.3049 LBCC 0.6794 LEBANON SD 6.9417 LEBANON RFD 2.4668 LINN S/WTR 0.0000 LEB AQUA CNTR 0.2400 4H EXT 0.0700 Total 12.5296	CODE 00943 Value \$62,180 LINN CNTY 4.0351 ESD LBL 0.2440 LBCC 0.5437 LEBANON SD 5.5517 LEBANON CTY 5.4713 LEBANON RFD 2.0102 N LEB WTR 0.1420 LEB AQUA CNTR 0.1921 4H EXT 0.0561 LEBANON UR 3.4017 Total 21.6479	CODE 00949 Value \$378,460 LINN CNTY 4.0351 ESD LBL 0.2440 LBCC 0.5437 LEBANON SD 5.5517 LEBANON CTY 5.4713 LEBANON RFD 2.0102 N LEB WTR 0.1420 LINN S/WTR 0.0000 LEB AQUA CNTR 0.1921 4H EXT 0.0561 LEBANON UR 3.4017 Total 21.6479	CODE 00954 Value \$84,054,844 LINN CNTY 4.0351 ESD LBL 0.2440 LBCC 0.5437 LEBANON SD 5.5517 LEBANON SD 5.5517 LEBANON CTY 5.4713 LEBANON RFD 2.0102 LEBANON CTY 5.4713 LEBANON RFD 2.0102 LINN S/WTR 0.0000 LEB AQUA CNTR 0.1921 4H EXT 0.0561 LEBANON UR 3.4017 Total 21.5059	CODE 00962 Value \$2,725,055 LINN CNTY 4.2936 ESD LBL 0.3049 LBCC 0.6794 LEBANON SD 6.9417 TANGENT RFD 2.5739 LINN S/WTR 0.0000 LEB AQUA CNTR 0.2400 4H EXT 0.0700 Total 15.1035
CODE 00932 Value \$4,635,796 LINN CNTY 4.2936 ESD LBL 0.3049 LBCC 0.6794 LEBANON SD 6.9417 BRNSVL RFD 2.2464 LINN S/WTR 0.0000 LEB AQUA CNTR 0.2400 4H EXT 0.0700 Total 14.7760	CODE 00938 Value \$14,286,577 LINN CNTY 4.2936 ESD LBL 0.3049 LBCC 0.6794 LEBANON SD 6.9417 SCIO RFD 1.9568 LINN S/WTR 0.0000 LEB AQUA CNTR 0.2400 4H EXT 0.0700 Total 14.4864	CODE 00944 Value \$17,131,443 LINN CNTY 4.2936 ESD LBL 0.3049 LBCC 0.6794 LEBANON SD 6.9417 SCIO RFD 1.9568 LINN S/WTR 0.0000 LEB AQUA CNTR 0.2400 4H EXT 0.0700 Total 14.4864	CODE 00950 Value \$5,934,252 LINN CNTY 4.2936 ESD LBL 0.3049 LBCC 0.6794 LEBANON SD 6.9417 LINN S/WTR 0.0000 LEB AQUA CNTR 0.2400 4H EXT 0.0700 Total 12.5296	CODE 00955 Value \$28,000 LINN CNTY 4.1062 ESD LBL 0.2601 LBCC 0.5795 LEBANON SD 5.9200 LINN S/WTR 0.0000 LEB AQUA CNTR 0.2047 4H EXT 0.0597 LEBANON UR 1.3994 Total 12.5296	CODE 00963 Value \$2,933 LINN CNTY 4.2936 ESD LBL 0.3049 LBCC 0.6794 LEBANON SD 6.9417 N LEB WTR 0.1420 LINN S/WTR 0.0000 LEB AQUA CNTR 0.2400 4H EXT 0.0700 Total 12.6716
CODE 00939 Value \$3,136,583 LINN CNTY 4.2936 ESD LBL 0.3049 LBCC 0.6794 LEBANON SD 6.9417 SCIO RFD 1.9568 N LEB WTR 0.1420 LINN S/WTR 0.0000 LEB AQUA CNTR 0.2400 4H EXT 0.0700 Total 14.6284	CODE 00945 Value \$4,807,194 LINN CNTY 4.2936 ESD LBL 0.3049 LBCC 0.6794 LEBANON SD 6.9417 LEB AQUA CNTR 0.2400 4H EXT 0.0700 Total 12.5296	CODE 00946 Value \$4,807,194 LINN CNTY 4.2936 ESD LBL 0.3049 LBCC 0.6794 LEBANON SD 6.9417 LEB AQUA CNTR 0.2400 4H EXT 0.0700 Total 12.5296	CODE 00947 Value \$4,807,194 LINN CNTY 4.2936 ESD LBL 0.3049 LBCC 0.6794 LEBANON SD 6.9417 LEB AQUA CNTR 0.2400 4H EXT 0.0700 Total 12.5296	CODE 00948 Value \$4,807,194 LINN CNTY 4.2936 ESD LBL 0.3049 LBCC 0.6794 LEBANON SD 6.9417 LEB AQUA CNTR 0.2400 4H EXT 0.0700 Total 12.5296	CODE 00949 Value \$4,807,194 LINN CNTY 4.2936 ESD LBL 0.3049 LBCC 0.6794 LEBANON SD 6.9417 LEB AQUA CNTR 0.2400 4H EXT 0.0700 Total 12.5296

Tax rates are shown in dollars per thousand of taxable value. Rates are before Measure 5 compression.

LINN COUNTY TAX SUMMARY

2015-2016

CODE 00965 Value \$3,602,333 LINN CNTY 4.2936 ESD LBL 0.3049 LBCC 0.6794 3LEBANON SD 6.9417 ALBANY RFD 2.1500 LINN S/WTR 0.0000 LEB AQUA CNTR 0.2400 4H EXT 0.0700 Total 14.6796	CODE 00970 Value \$680,959 LINN CNTY 4.2653 ESD LBL 0.2990 LBCC 0.6663 LEBANON SD 6.8069 LEBANON RFD 2.4189 LINN S/WTR 0.0000 LEB AQUA CNTR 0.2354 4H EXT 0.0687 LEBANON UR 0.2359 Total 14.9964	CODE 00975 Value \$1,213,401 LINN CNTY 4.2936 ESD LBL 0.3049 LBCC 0.6794 LEBANON SD 6.9417 SW HM FIRE/AM 1.8634 LINN S/WTR 0.0000 LEB AQUA CNTR 0.2400 4H EXT 0.0700 Total 14.3930	CODE 02702 Value \$4,895,313 LINN CNTY 4.2936 ESD WILL 0.2967 CHEM CC 0.9190 CHEM LIB 0.0818 N SANT SD 5.5066 LINN S/WTR 0.0000 4H EXT 0.0700 Total 11.1677	CODE 02709 Value \$223,700 LINN CNTY 4.2936 ESD WILL 0.2967 CHEM CC 0.9190 CHEM LIB 0.0818 N SANT SD 5.5066 LYONS CTY 1.8926 LINN S/WTR 0.0000 4H EXT 0.0700 Total 13.0603	CODE 04001 Value \$11,389,069 LINN CNTY 4.2936 ESD LANE 0.2232 LANE CC 0.8198 EUGENE SD 7.8090 HARSBG RFD 1.1299 LINN S/WTR 0.0000 4H EXT 0.0700 Total 14.3455
CODE 00966 Value \$807,443 LINN CNTY 4.2936 ESD LBL 0.3049 LBCC 0.6794 LEBANON SD 6.9417 TANGENT RFD 2.5739 LINN S/WTR 0.0000 LEB AQUA CNTR 0.2400 4H EXT 0.0700 Total 15.1035	CODE 00971 Value \$1,000 LINN CNTY 4.2653 ESD LBL 0.2990 LBCC 0.6663 LEBANON SD 6.8069 LEBANON RFD 2.4189 LINN S/WTR 0.0000 LEB AQUA CNTR 0.2354 4H EXT 0.0687 LEBANON UR 0.2359 Total 14.9964	CODE 00977 Value \$9,824,122 LINN CNTY 4.0351 ESD LBL 0.2440 LBCC 0.5437 LEBANON SD 5.5517 LEBANON CTY 5.4713 LEBANON RFD 2.0102 LINN S/WTR 0.0000 LEB AQUA CNTR 0.1921 4H EXT 0.0561 LEBANON UR 3.4017 Total 21.5059	CODE 02703 Value \$47,327,288 LINN CNTY 4.2936 ESD WILL 0.2967 CHEM CC 0.9190 CHEM LIB 0.0818 N SANT SD 5.5066 LYONS RFD 1.7992 LINN S/WTR 0.0000 4H EXT 0.0700 Total 12.9669	CODE 02710 Value \$95,162,429 LINN CNTY 4.2936 ESD WILL 0.2967 LBCC 0.6794 N SANT SD 5.5066 STAYTON RFD 1.5616 LINN S/WTR 0.0000 4H EXT 0.0700 Total 12.4079	CODE 05501 SWEET HOME Value \$421,273,519 LINN CNTY 4.2936 ESD LBL 0.3049 LBCC 0.6794 SW HM SD 6.9628 SW HM CTY 8.6357 SW HM FIRE/AM 1.8634 SW HM CEM 0.2166 LINN S/WTR 0.0000 4H EXT 0.0700 Total 23.0264
CODE 00967 Value \$559,858 LINN CNTY 4.2936 ESD LBL 0.3049 LBCC 0.6794 LEBANON SD 6.9417 TANGENT RFD 2.5739 LINN S/WTR 0.0000 LEB AQUA CNTR 0.2400 4H EXT 0.0700 Total 15.1035	CODE 00972 Value \$2,190,660 LINN CNTY 4.0351 ESD LBL 0.2440 LBCC 0.5437 LEBANON SD 5.5517 LEBANON CTY 5.4713 LEBANON RFD 2.0102 LINN S/WTR 0.0000 LEB AQUA CNTR 0.1921 4H EXT 0.0561 LEBANON UR 3.4017 Total 21.5059	CODE 00978 Value \$4,033,110 LINN CNTY 4.0351 ESD LBL 0.2440 LBCC 0.5437 LEBANON SD 5.5517 LEBANON CTY 5.4713 LEBANON RFD 2.0102 LINN S/WTR 0.0000 LEB AQUA CNTR 0.1921 4H EXT 0.0561 LEBANON UR 3.4017 Total 21.5059	CODE 02704 Value \$410,608 LINN CNTY 4.2936 ESD WILL 0.2967 CHEM CC 0.9190 CHEM LIB 0.0818 N SANT SD 5.5066 STAYTON RFD 1.5616 LINN S/WTR 0.0000 4H EXT 0.0700 Total 12.7293	CODE 02711 Value \$4,355,340 LINN CNTY 4.2936 ESD WILL 0.2967 LBCC 0.6794 N SANT SD 5.5066 SCIO RFD 1.9568 LINN S/WTR 0.0000 4H EXT 0.0700 Total 12.8031	CODE 05502 Value \$133,786,513 LINN CNTY 4.2936 ESD LBL 0.3049 LBCC 0.6794 SW HM SD 6.9628 SW HM FIRE/AM 1.8634 SW HM CEM 0.2166 LINN S/WTR 0.0000 4H EXT 0.0700 Total 14.3907
CODE 00968 Value \$9,860,994 LINN CNTY 4.2653 ESD LBL 0.2990 LBCC 0.6663 LEBANON SD 6.8069 LEBANON RFD 2.4189 LINN S/WTR 0.0000 LEB AQUA CNTR 0.2354 4H EXT 0.0687 LEBANON UR 0.2359 Total 14.9964	CODE 00973 Value \$13,700,360 LINN CNTY 4.0351 ESD LBL 0.2440 LBCC 0.5437 LEBANON SD 5.5517 LEBANON CTY 5.4713 LEBANON RFD 2.0102 LINN S/WTR 0.0000 LEB AQUA CNTR 0.1921 4H EXT 0.0561 LEBANON UR 3.4017 Total 21.5059	CODE 00979 Value \$30,139,070 LINN CNTY 4.0351 ESD LBL 0.2440 LBCC 0.5437 LEBANON SD 5.5517 LEBANON CTY 5.4713 LEBANON RFD 2.0102 LINN S/WTR 0.0000 LEB AQUA CNTR 0.1921 4H EXT 0.0561 LEBANON UR 3.4017 Total 21.5059	CODE 02705 Value \$41,736,496 LINN CNTY 4.2936 ESD WILL 0.2967 CHEM CC 0.9190 CHEM LIB 0.0818 N SANT SD 5.5066 LYONS RFD 1.7992 LINN S/WTR 0.0000 4H EXT 0.0700 Total 12.9669	CODE 02712 Value \$104,000 LINN CNTY 4.2936 ESD WILL 0.2967 LBCC 0.6794 N SANT SD 5.5066 4H EXT 0.0700 Total 10.8463	CODE 05503 Value \$7,657,002 LINN CNTY 4.2936 ESD LBL 0.3049 LBCC 0.6794 SW HM SD 6.9628 SW HM CEM 0.2166 LINN S/WTR 0.0000 4H EXT 0.0700 Total 12.5273
CODE 00969 Value \$12,565,120 LINN CNTY 4.0351 ESD LBL 0.2440 LBCC 0.5437 LEBANON SD 5.5517 LEBANON CTY 5.4713 LEBANON RFD 2.0102 LINN S/WTR 0.0000 LEB AQUA CNTR 0.1921 4H EXT 0.0561 LEBANON UR 3.4017 Total 21.5059	CODE 00974 Value \$1,514,504 LINN CNTY 4.2936 ESD LBL 0.3049 LBCC 0.6794 LEBANON SD 6.9417 SW HM FIRE/AM 1.8634 LINN S/WTR 0.0000 LEB AQUA CNTR 0.2400 4H EXT 0.0700 Total 14.3930	CODE 02701 LYONS Value \$77,332,527 LINN CNTY 4.2936 ESD WILL 0.2967 CHEM CC 0.9190 CHEM LIB 0.0818 N SANT SD 5.5066 LYONS CTY 1.8926 LYONS RFD 1.7992 LINN S/WTR 0.0000 4H EXT 0.0700 Total 14.8595	CODE 02706 Value \$9,192 LINN CNTY 4.2936 ESD WILL 0.2967 CHEM CC 0.9190 CHEM LIB 0.0818 N SANT SD 5.5066 LINN S/WTR 0.0000 4H EXT 0.0700 Total 11.1677	CODE 02713 Value \$868,491 LINN CNTY 4.2936 ESD WILL 0.2967 LBCC 0.6794 N SANT SD 5.5066 LYONS RFD 1.7992 LINN S/WTR 0.0000 4H EXT 0.0700 Total 12.6455	CODE 05504 Value \$14,296,864 LINN CNTY 4.2936 ESD LBL 0.3049 LBCC 0.6794 SW HM SD 6.9628 LINN S/WTR 0.0000 4H EXT 0.0700 Total 12.3107
			CODE 02707 Value \$162,130 LINN CNTY 4.2936 ESD WILL 0.2967 CHEM CC 0.9190 CHEM LIB 0.0818 N SANT SD 5.5066 LYONS CTY 1.8926 LYONS RFD 1.7992 LINN S/WTR 0.0000 4H EXT 0.0700 Total 14.8595	CODE 02714 Value \$1,320,841 LINN CNTY 4.2936 ESD WILL 0.2967 LBCC 0.6794 N SANT SD 5.5066 STAYTON RFD 1.5616 SANT WTR 0.0000 LINN S/WTR 0.0000 4H EXT 0.0700 Total 12.4079	CODE 05506 Value \$117,342,393 LINN CNTY 4.2936 ESD LBL 0.3049 LBCC 0.6794 SW HM SD 6.9628 SW HM FIRE/AM 1.8634 LINN S/WTR 0.0000 4H EXT 0.0700 Total 14.1741

Tax rates are shown in dollars per thousand of taxable value. Rates are before Measure 5

LINN COUNTY TAX SUMMARY

2015-2016

CODE 05511 Value \$4,691,210 LINN CNTY 4.2936 ESD LBL 0.3049 LBCC 0.6794 SW HM SD 6.9628 4H EXT 0.0700 Total 12.3107	CODE 05521 Value \$235,000 LINN CNTY 4.2936 ESD LBL 0.3049 LBCC 0.6794 SW HM SD 6.9628 SW HM CTY 8.6357 SW HM CEM 0.2166 LINN S/WTR 0.0000 4H EXT 0.0700 Total 21.1630	CODE 05527 Value \$653,019 LINN CNTY 4.2936 ESD LBL 0.3049 LBCC 0.6794 SW HM SD 6.9628 SW HM AM 0.3500 SW HM CEM 0.2166 4H EXT 0.0700 Total 12.8773	CODE 09507 Value \$1,076,260 LINN CNTY 4.2936 ESD LBL 0.3049 LBCC 0.6794 SCIO SD 4.5080 STAYTON RFD 1.5616 LINN S/WTR 0.0000 4H EXT 0.0700 Total 11.4175	CODE 09514 Value \$9,579,957 LINN CNTY 4.2936 ESD LBL 0.3049 LBCC 0.6794 SCIO SD 4.5080 LYONS RFD 1.7992 LINN S/WTR 0.0000 4H EXT 0.0700 Total 11.6551	CODE 12705 Value \$21,521,964 LINN CNTY 4.2936 ESD LBL 0.3049 CHEM CC 0.9190 CHEM LIB 0.0818 SANT CAN SD 4.8880 GATES RFD 2.3000 LINN S/WTR 0.0000 4H EXT 0.0700 Total 12.8573
CODE 05512 Value \$5,289,372 LINN CNTY 4.2936 ESD LBL 0.3049 LBCC 0.6794 SW HM SD 6.9628 SW HM CEM 0.2166 4H EXT 0.0700 Total 12.5273	CODE 05522 Value \$4,100 LINN CNTY 4.2936 ESD LBL 0.3049 LBCC 0.6794 SW HM SD 6.9628 SW HM CTY 8.6357 SW HM FIRE/AM 1.8634 SW HM CEM 0.2166 4H EXT 0.0700 Total 23.0264	CODE 05528 Value \$84,740 LINN CNTY 4.2936 ESD LBL 0.3049 LBCC 0.6794 SW HM SD 6.9628 SW HM AM 0.3500 MOHAWK RFD 1.9126 LINN S/WTR 0.0000 4H EXT 0.0700 Total 14.5733	CODE 09508 Value \$31,545,646 LINN CNTY 4.2936 ESD LBL 0.3049 LBCC 0.6794 SCIO SD 4.5080 SCIO RFD 1.9568 SANT WTR 0.0000 LINN S/WTR 0.0000 4H EXT 0.0700 Total 11.8127	CODE 09515 Value \$362,340 LINN CNTY 4.2936 ESD LBL 0.3049 LBCC 0.6794 SCIO SD 4.5080 LYONS RFD 1.7992 LINN S/WTR 0.0000 4H EXT 0.0700 Total 11.6551	CODE 12707 GATES Value \$3,549,214 LINN CNTY 4.2936 ESD LBL 0.3049 CHEM CC 0.9190 CHEM LIB 0.0818 SANT CAN SD 4.8880 GATES CTY 0.2824 GATES RFD 2.3000 LINN S/WTR 0.0000 4H EXT 0.0700 Total 13.1397
CODE 05513 Value \$77,272,260 LINN CNTY 4.2936 ESD LBL 0.3049 LBCC 0.6794 SW HM SD 6.9628 SW HM FIRE/AM 1.8634 SW HM CEM 0.2166 4H EXT 0.0700 Total 14.3907	CODE 05523 Value \$577,466 LINN CNTY 4.2936 ESD LBL 0.3049 LBCC 0.6794 SW HM SD 6.9628 SW HM AM 0.3500 SW HM CEM 0.2166 LINN S/WTR 0.0000 4H EXT 0.0700 Total 12.8773	CODE 07901 Value \$74,736 LINN CNTY 4.2936 ESD LANE 0.2232 LANE CC 0.8198 MARCOLA SD 6.7933 LINN S/WTR 0.0000 4H EXT 0.0700 Total 12.1999	CODE 09509 Value \$1,053,761 LINN CNTY 4.2936 ESD LBL 0.3049 LBCC 0.6794 SCIO SD 4.5080 STAYTON RFD 1.5616 SANT WTR 0.0000 LINN S/WTR 0.0000 4H EXT 0.0700 Total 11.4175	MILL CITY Value \$68,767,415 LINN CNTY 4.2936 ESD LBL 0.3049 CHEM CC 0.9190 CHEM LIB 0.0818 SANT CAN SD 4.8880 MILL CTY 4.1578 MILL CTY RFD 1.8048 LINN S/WTR 0.0000 4H EXT 0.0700 Total 16.5199	CODE 12708 Value \$1,716,250 LINN CNTY 4.2936 ESD LBL 0.3049 CHEM CC 0.9190 CHEM LIB 0.0818 SANT CAN SD 4.8880 IDANHA RFD 2.3392 LINN S/WTR 0.0000 4H EXT 0.0700 Total 12.8965
CODE 05515 Value \$19,756,079 LINN CNTY 4.2936 ESD LBL 0.3049 LBCC 0.6794 SW HM SD 6.9628 SW HM FIRE/AM 1.8634 4H EXT 0.0700 Total 14.1741	CODE 05524 Value \$74,008,899 LINN CNTY 4.2936 ESD LBL 0.3049 LBCC 0.6794 SW HM SD 6.9628 SW HM AM 0.3500 LINN S/WTR 0.0000 4H EXT 0.0700 Total 12.6607	CODE 09502 Value \$178,337,519 LINN CNTY 4.2936 ESD LBL 0.3049 LBCC 0.6794 SCIO SD 4.5080 LINN S/WTR 0.0000 4H EXT 0.0700 Total 9.8559	CODE 09510 SCIO Value \$42,999,162 LINN CNTY 4.2936 ESD LBL 0.3049 LBCC 0.6794 SCIO SD 4.5080 SCIO CTY 4.9057 SCIO RFD 1.9568 LINN S/WTR 0.0000 4H EXT 0.0700 Total 16.7184	CODE 12702 Value \$32,739,250 LINN CNTY 4.2936 ESD LBL 0.3049 CHEM CC 0.9190 CHEM LIB 0.0818 SANT CAN SD 4.8880 MILL CTY RFD 1.8048 LINN S/WTR 0.0000 4H EXT 0.0700 Total 12.3621	CODE 12709 IDANHA Value \$3,150,944 LINN CNTY 4.2936 ESD LBL 0.3049 CHEM CC 0.9190 CHEM LIB 0.0818 SANT CAN SD 4.8880 IDANHA CTY 2.5029 IDANHA RFD 2.3392 LINN S/WTR 0.0000 4H EXT 0.0700 Total 15.3994
CODE 05517 Value \$154,207 LINN CNTY 4.2936 ESD LBL 0.3049 LBCC 0.6794 SW HM SD 6.9628 LEBANON RFD 2.4668 LINN S/WTR 0.0000 4H EXT 0.0700 Total 14.7775	CODE 05525 Value \$3,867,862 LINN CNTY 4.2936 ESD LBL 0.3049 LBCC 0.6794 SW HM SD 6.9628 BRNSVL RFD 2.2464 SW HM AM 0.3500 LINN S/WTR 0.0000 4H EXT 0.0700 Total 14.9071	CODE 09503 Value \$7,083,002 LINN CNTY 4.2936 ESD LBL 0.3049 LBCC 0.6794 SCIO SD 4.5080 LINN S/WTR 0.0000 4H EXT 0.0700 Total 9.8559	CODE 09512 Value \$724,238 LINN CNTY 4.2936 ESD LBL 0.3049 LBCC 0.6794 SCIO SD 4.5080 LINN S/WTR 0.0000 4H EXT 0.0700 Total 9.8559	CODE 12703 Value \$30,683,881 LINN CNTY 4.2936 ESD LBL 0.3049 CHEM CC 0.9190 CHEM LIB 0.0818 SANT CAN SD 4.8880 LINN S/WTR 0.0000 4H EXT 0.0700 Total 10.5573	CODE 12710 Value \$694,270 LINN CNTY 4.2936 ESD LBL 0.3049 CHEM CC 0.9190 CHEM LIB 0.0818 SANT CAN SD 4.8880 IDANHA CTY 2.5029 LINN S/WTR 0.0000 4H EXT 0.0700 Total 13.0602
CODE 05518 Value \$284,284 LINN CNTY 4.2936 ESD LBL 0.3049 LBCC 0.6794 SW HM SD 6.9628 LEBANON RFD 2.4668 4H EXT 0.0700 Total 14.7775	CODE 05526 Value \$4,464,163 LINN CNTY 4.2936 ESD LBL 0.3049 LBCC 0.6794 SW HM SD 6.9628 SW HM AM 0.3500 4H EXT 0.0700 Total 12.6607	CODE 09504 Value \$1,468,258 LINN CNTY 4.2936 ESD LBL 0.3049 LBCC 0.6794 SCIO SD 4.5080 SANT WTR 1.0044 LINN S/WTR 0.0000 4H EXT 0.0700 Total 12.8171	CODE 09513 Value \$4,955,218 LINN CNTY 4.2936 ESD LBL 0.3049 LBCC 0.6794 SCIO SD 4.5080 SCIO RFD 1.9568 LINN S/WTR 0.0000 4H EXT 0.0700 Total 11.8127	CODE 12704 Value \$20,884,785 LINN CNTY 4.2936 ESD LBL 0.3049 CHEM CC 0.9190 CHEM LIB 0.0818 SANT CAN SD 4.8880 LYONS RFD 1.7992 LINN S/WTR 0.0000 4H EXT 0.0700 Total 12.3565	
CODE 05521 Value \$235,000 LINN CNTY 4.2936 ESD LBL 0.3049 LBCC 0.6794 SW HM SD 6.9628 SW HM CTY 8.6357 SW HM CEM 0.2166 LINN S/WTR 0.0000 4H EXT 0.0700 Total 21.1630					

Tax rates are shown in dollars per thousand of taxable value. Rates are before Measure 5 compression.

LINN COUNTY TAX SUMMARY

2015-2016

CODE 14012 Value \$400,168 LINN CNTY 4.2936 ESD WILL 0.2967 LBCC 0.6794 JEFFRSN SD 4.8468 SCIO RFD 1.9568 JEFFRSN PARK 0.2914 LINN SWTR 0.0000 4H EXT 0.0700 Total 12.4347	CODE 14017 Value \$5,458,285 LINN CNTY 4.2936 ESD WILL 0.2967 LBCC 0.6794 JEFFRSN SD 4.8468 JEFFRSN RFD 1.2855 JEFFRSN PARK 0.2914 SANT WTR 0.0000 LINN SWTR 0.0000 4H EXT 0.0700 Total 11.7634	CODE 50902 Value \$302,323 LINN CNTY 4.2936 ESD LBL 0.3049 LBCC 0.6794 CORVLS SD 5.9614 CORVLS SD BNDS 1.7251 LINN SWTR 0.0000 4H EXT 0.0700 Total 13.0344	CODE 55203 Value \$137,457,494 LINN CNTY 4.2936 ESD LBL 0.3049 LBCC 0.6794 C LINN SD 4.6179 BRNSVL RFD 2.2464 LINN SWTR 0.0000 4H EXT 0.0700 Total 12.2122	CODE 55209 Value \$305,253 LINN CNTY 4.2936 ESD LBL 0.3049 LBCC 0.6794 C LINN SD 4.6179 LINN SWTR 0.0000 4H EXT 0.0700 Total 9.9658	CODE 55219 BROWNSVILLE Value \$95,070,948 LINN CNTY 4.2936 ESD LBL 0.3049 LBCC 0.6794 C LINN SD 4.6179 BRNSVL CTY 9.5987 BRNSVL RFD 2.2464 LINN SWTR 0.0000 4H EXT 0.0700 Total 21.8109
CODE 14013 Value \$33,797 LINN CNTY 4.2936 ESD WILL 0.2967 LBCC 0.6794 JEFFRSN SD 4.8468 SCIO RFD 1.9568 JEFFRSN PARK 0.2914 S SANT WTR 1.0044 LINN SWTR 0.0000 4H EXT 0.0700 Total 13.4391	CODE 14018 Value \$3,099,116 LINN CNTY 4.2936 ESD WILL 0.2967 LBCC 0.6794 JEFFRSN SD 4.8468 JEFFRSN RFD 1.2855 JEFFRSN PARK 0.2914 S SANT WTR 1.0044 LINN SWTR 0.0000 4H EXT 0.0700 Total 12.7678	CODE 50903 Value \$9,234,497 LINN CNTY 4.2936 ESD LBL 0.3049 LBCC 0.6794 CORVLS SD 5.9614 CORVLS SD BNDS 1.7251 ALBANY RFD 2.1500 LINN SWTR 0.0000 4H EXT 0.0700 Total 15.1844	CODE 55204 Value \$137,821,777 LINN CNTY 4.2936 ESD LBL 0.3049 LBCC 0.6794 C LINN SD 4.6179 HLY/SHD RFD 0.9894 LINN SWTR 0.0000 4H EXT 0.0700 Total 10.9552	CODE 55210 Value \$25,097,665 LINN CNTY 4.2936 ESD LBL 0.3049 LBCC 0.6794 C LINN SD 4.6179 HLY/SHD RFD 0.9894 LINN SWTR 0.0000 4H EXT 0.0700 Total 10.9552	CODE 55220 Value \$188,621,063 LINN CNTY 4.2936 ESD LBL 0.3049 LBCC 0.6794 C LINN SD 4.6179 HLY/SHD RFD 0.9894 LINN SWTR 0.0000 4H EXT 0.0700 Total 10.9552
CODE 14014 Value \$150,800 LINN CNTY 4.2936 ESD WILL 0.2967 LBCC 0.6794 JEFFRSN SD 4.8468 JEFFRSN PARK 0.2914 LINN SWTR 0.0000 4H EXT 0.0700 Total 10.4779	CODE 14019 Value \$10,289,899 LINN CNTY 4.2936 ESD WILL 0.2967 LBCC 0.6794 JEFFRSN SD 4.8468 JEFFRSN RFD 1.2855 JEFFRSN PARK 0.2914 DEV/CON WTR 0.1614 LINN SWTR 0.0000 4H EXT 0.0700 Total 11.9248	CODE 50904 Value \$693,939 LINN CNTY 4.2936 ESD LBL 0.3049 LBCC 0.6794 CORVLS SD 5.9614 CORVLS SD BNDS 1.7251 TANGENT RFD 2.5739 LINN SWTR 0.0000 4H EXT 0.0700 Total 15.6083	CODE 55205 Value \$7,703,403 LINN CNTY 4.2936 ESD LBL 0.3049 LBCC 0.6794 C LINN SD 4.6179 TANGENT RFD 2.5739 LINN SWTR 0.0000 4H EXT 0.0700 Total 12.5397	CODE 55211 Value \$3,328,919 LINN CNTY 4.2936 ESD LBL 0.3049 LBCC 0.6794 C LINN SD 4.6179 HARSBG RFD 1.1299 LINN SWTR 0.0000 4H EXT 0.0700 Total 11.0957	CODE 55212 HALSEY Value \$49,663,455 LINN CNTY 4.2936 ESD LBL 0.3049 LBCC 0.6794 C LINN SD 4.6179 HALSEY CTY 6.7469 HLY/SHD RFD 0.9894 LINN SWTR 0.0000 4H EXT 0.0700 Total 17.7021
CODE 14015 Value \$3,981,159 LINN CNTY 4.2936 ESD WILL 0.2967 LBCC 0.6794 JEFFRSN SD 4.8468 SCIO RFD 1.9568 JEFFRSN PARK 0.2914 SANT WTR 0.0000 LINN SWTR 0.0000 4H EXT 0.0700 Total 12.4347	CODE 14020 Value \$366,564 LINN CNTY 4.2936 ESD WILL 0.2967 LBCC 0.6794 JEFFRSN SD 4.8468 9MILRSBG CTY 1.7000 JEFFRSN RFD 1.2855 JEFFRSN PARK 0.2914 LINN SWTR 0.0000 4H EXT 0.0700 Total 13.4634	CODE 50905 Value \$357,776 LINN CNTY 4.2936 ESD LBL 0.3049 LBCC 0.6794 CORVLS SD 5.9614 CORVLS SD BNDS 1.7251 HLY/SHD RFD 0.9894 LINN SWTR 0.0000 4H EXT 0.0700 Total 14.0238	CODE 55206 Value \$2,765,810 LINN CNTY 4.2936 ESD LBL 0.3049 LBCC 0.6794 C LINN SD 4.6179 HARSBG RFD 1.1299 LINN SWTR 0.0000 4H EXT 0.0700 Total 11.0957	CODE 55213 Value \$5,006,369 LINN CNTY 4.2936 ESD LBL 0.3049 LBCC 0.6794 C LINN SD 4.6179 HLY/SHD RFD 0.9894 OAKVL CNTR 0.0000 LINN SWTR 0.0000 4H EXT 0.0700 Total 10.9552	CODE 55214 Value \$403,200 LINN CNTY 4.2936 ESD LBL 0.3049 LBCC 0.6794 C LINN SD 4.6179 OAKVL CNTR 0.0000 LINN SWTR 0.0000 4H EXT 0.0700 Total 9.9658
CODE 14016 Value \$8,172,067 LINN CNTY 4.2936 ESD WILL 0.2967 LBCC 0.6794 JEFFRSN SD 4.8468 JEFFRSN RFD 1.2855 JEFFRSN PARK 0.2914 LINN SWTR 0.0000 4H EXT 0.0700 Total 11.7634	CODE 50901 Value \$118,304,399 LINN CNTY 4.2936 ESD LBL 0.3049 LBCC 0.6794 CORVLS SD 5.9614 CORVLS SD BNDS 1.7251 CORVLS RFD 2.1140 LINN SWTR 0.0000 4H EXT 0.0700 Total 15.1484	CODE 50906 Value \$13,196,671 LINN CNTY 4.2936 ESD LBL 0.3049 LBCC 0.6794 CORVLS SD 5.9614 CORVLS SD BNDS 1.7251 LINN SWTR 0.0000 4H EXT 0.0700 Total 13.4291	CODE 55207 Value \$12,825,845 LINN CNTY 4.2936 ESD LBL 0.3049 LBCC 0.6794 C LINN SD 4.6179 LINN SWTR 0.0000 4H EXT 0.0700 Total 9.9658	CODE 55215 Value \$403,200 LINN CNTY 4.2936 ESD LBL 0.3049 LBCC 0.6794 C LINN SD 4.6179 OAKVL CNTR 0.0000 LINN SWTR 0.0000 4H EXT 0.0700 Total 9.9658	

Tax rates are shown in dollars per thousand of taxable value. Rates are before Measure 5 compression.

~ District Abbreviations ~

4H EXT	4H Extension Dist	HARSBG SD	Harrisburg School	MOHAWK RFD	Mohawk Valley Rurl Fire
ALBANY CTY	Albany City	HARSBG UR	Harrisburg Redevelop	MONROE RFD	Monroe Rural Fire
ALBANY RFD	Albany Rural Fire	HLY/SHD RFD	Halsey/Shed Rural Fire	MONROE SD	Monroe School
ALBANY SD	Albany School	IDANHA CTY	Idanha City	N LEB WTR	North Lebanon Water
ALBANY UR	Central Albany Revit	IDANHA RFD	Idanha Rural Fire	N SANT SD	North Santiam School
BENTON LIB	Benton Co Library	JEFFRSN PARK	Jefferson Park Rec	OAKVL CNTR	Oak Creek Comm Cntr
BRNSVL CTY	Brownsville City	JEFFRSN RFD	Jefferson Rural Fire	S SANT WTR	South Santiam Water
BRNSVL RFD	Brownsville Rural Fire	JEFFRSN SD	Jefferson School	SANT CAN SD	Santiam Canyon School
C LINN SD	Central Linn School	LANE CC	Lane CC	SANT WTR	Santiam Water
CHEM CC	Chemeketa CC	LBCC	Linn Benton CC	SCIO CTY	Scio City
CHEM LIB	Chemeketa Library	LEB AQUA CNTR	Lebanon Aquatic Center	SCIO RFD	Scio Rural Fire
CORVLS RFD	Corvallis Rural Fire	LEBANON UR	Lebanon Urban Renewal	SCIO SD	Scio School
CORVLS SD	Corvallis School	LEBANON CTY	Lebanon City	SODAVLE CTY	Sodaville City
DEV/CON WTR	Dever Conner Water	LEBANON RFD	Lebanon Rural Fire	STAYTON RFD	Stayton Rural Fire
ESD LANE	Lane ESD	LEBANON SD	Lebanon School	SW HM AM	Sweet Home Ambulance
ESD LBL	LinnBtnLinc ESD	LINN CNTY	Linn County	SW HM CEM	Sweet Home Cemetary
ESD WILL	Willamette Regional ESD	LINN S/WTR	Linn Soil & Water Consvr	SW HM CTY	Sweet Home City
EUGENE SD	Eugene School	LYONS CTY	Lyons City	SW HM FIRE/AM	Sweet Home Fire & Ambul
GATES CTY	Gates City	LYONS RFD	Lyons Rural Fire	SW HM SD	Sweet Home School
GATES RFD	Gates Rural Fire	MARCOLA SD	Marcola School	TANGENT CTY	Tangent City
HALSEY CTY	Halsey City	MILL CTY	Mill City	TANGENT RFD	Tangent Rural Fire Dist.
HARSBG CTY	Harrisburg City	MILL CTY RFD	Mill City Rural Fire	WTRLOO CTY	Waterloo City
HARSBG RFD	Harrisburg Rural Fire	MILRSBG CTY	Millersburg City		

This summary is designed to provide information about the current Assessment and Tax Roll. More detailed or specific information is available from our office, located in room 214 of the County Courthouse at 300 4th Ave SW in Albany.

If you have questions concerning property you own or more general questions about the property tax system, you are welcome to discuss your situation with a member of our staff. If you are eligible for a program to help reduce your property taxes, we will gladly help in any way we can.

Ad valorem taxes are based on the assessed value of your property as of January 1st. Those taxes provide funds for the operation of schools, cities, fire districts, and other miscellaneous taxing districts.

The Assessor does not tax, but values your property through methods prescribed by state law and regulation. The Assessor does not determine the amount of money your taxing district receives. To control spending, you should take an active interest in local budget meetings and elections. You are, in effect, purchasing services with your tax dollars.

Taxes are due and payable in three installments. The first third is due on November 16th, the second third on February 16th, and the final third on May 16th. A three percent discount will be allowed on taxes paid in full on or before November 15th. A two percent discount will be allowed if two-thirds of the total taxes are paid on or before November 15th. No discount will be allowed on taxes paid after November 15th. Interest at a rate of 1-1/3% per month or fraction of a month will be charged on any payment made after the installment due date.

By law this office must credit your property tax payments to the earliest year for which taxes are due on your property. In order to receive a discount on your current year's bill, all prior year's taxes, penalties and interest must first be fully paid.

I, David Swartzlender, Linn County Assessor/Tax Collector, State of Oregon, do hereby certify that the assessed valuations, tax levies and taxes set forth herein contained, are true and correct copies of the originals, as the same appears on file in my office and custody.

David Swartzlender

Linn County Assessor / Tax Collector

Location:
Linn County Courthouse, Room 214

Phone: **(541) 967-3808**

Web Site:
www.co.linn.or.us

Mailing Address:
Linn County Assessment and Taxation
PO Box 100
Albany OR 97321